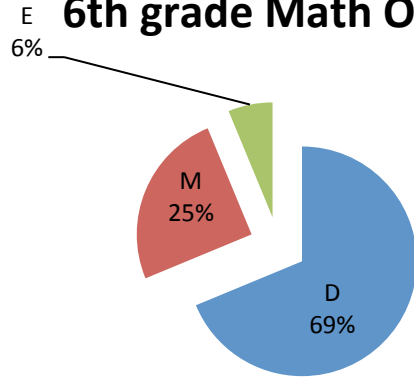
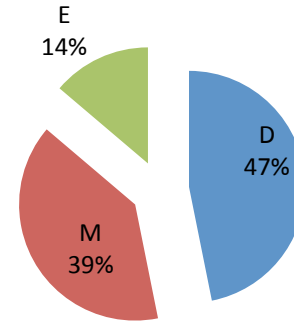


### Migrant (7th graders) 6th grade Math OAKS

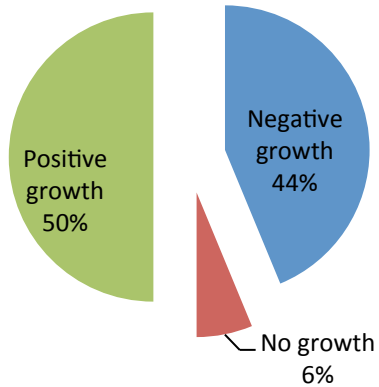


### Non-Migrant (7th graders) 6th grade Math OAKS



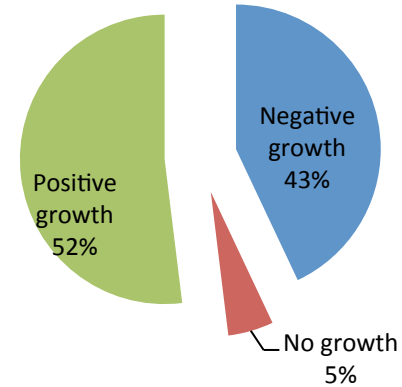
### Migrant (7th graders) 5th-6th grade Math OAKS Growth

Ave. Neg. Growth= -17, Ave. Pos. Growth= 6

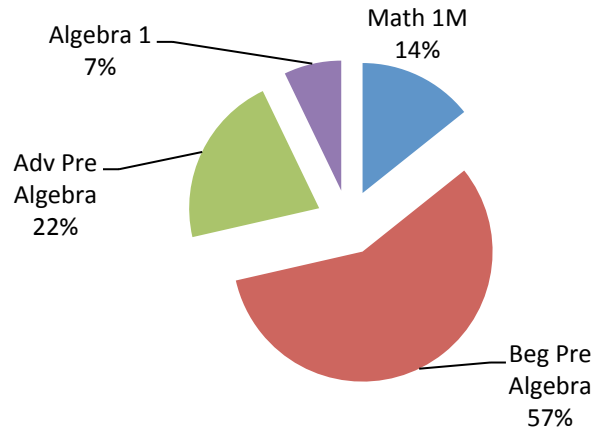


### Non-Migrant (7th graders) 5th-6th grade Math OAKS Growth

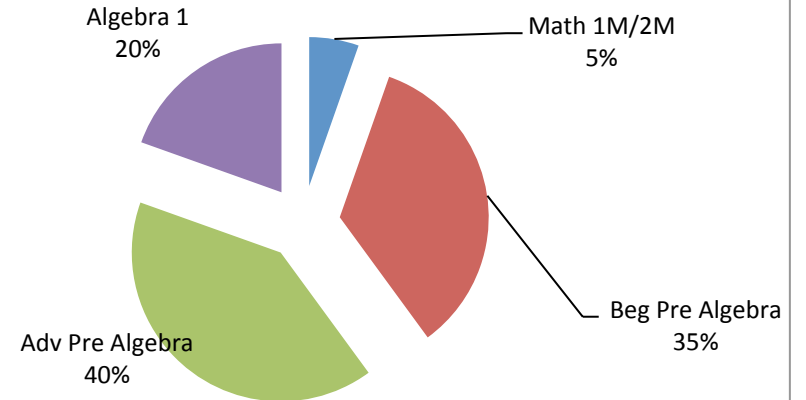
Ave. Neg. Growth= -7, Ave. Pos. Growth= 6



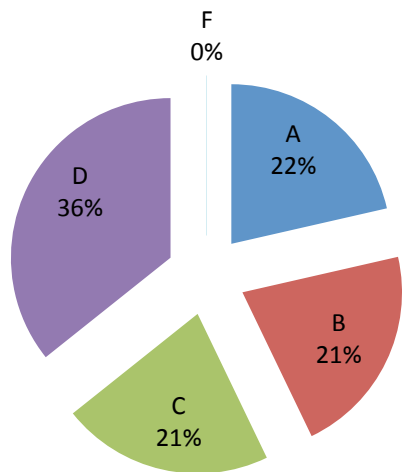
### Migrant (7th graders) Math Course Enrollment



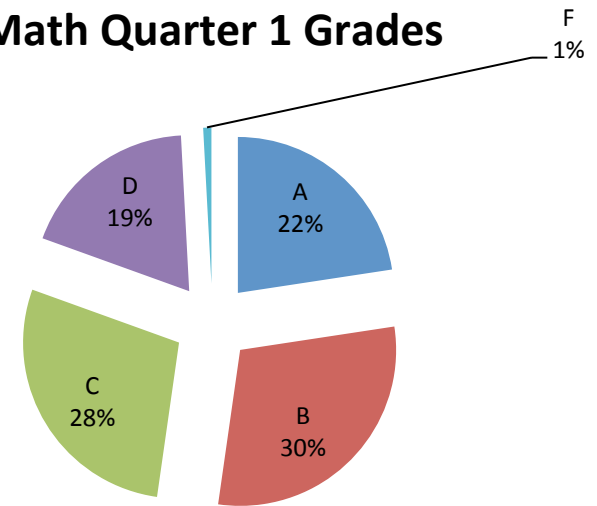
### Non-Migrant (7th graders) Math Course Enrollment



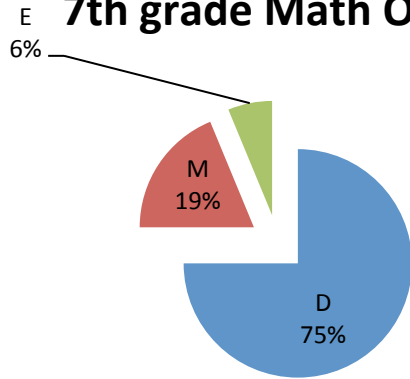
### Migrant (7th graders) Math Quarter 1 Grades



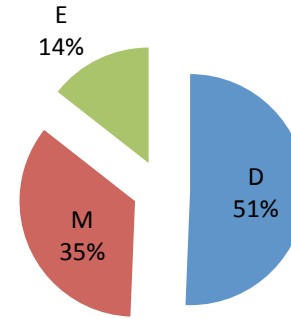
### Non-Migrant (7th graders) Math Quarter 1 Grades



### Migrant (8th graders) 7th grade Math OAKS

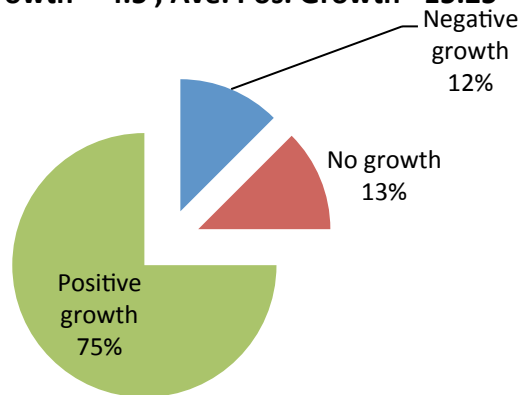


### Non-Migrant (8th graders) 7th grade Math OAKS



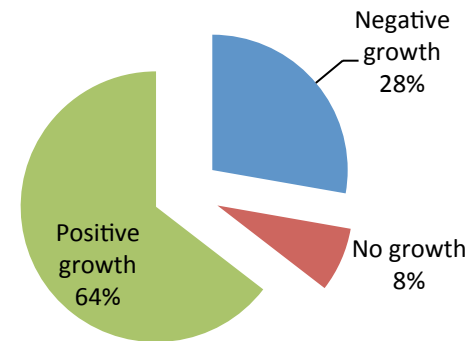
### Migrant(8th graders) 6th-7th grade Math OAKS Growth

Ave. Neg. Growth= -4.5 , Ave. Pos. Growth= 15.25

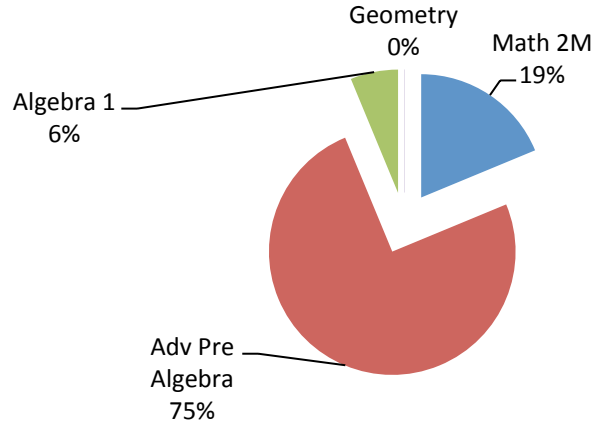


### Non-Migrant (8th graders) 6th-7th grade Math OAKS Growth

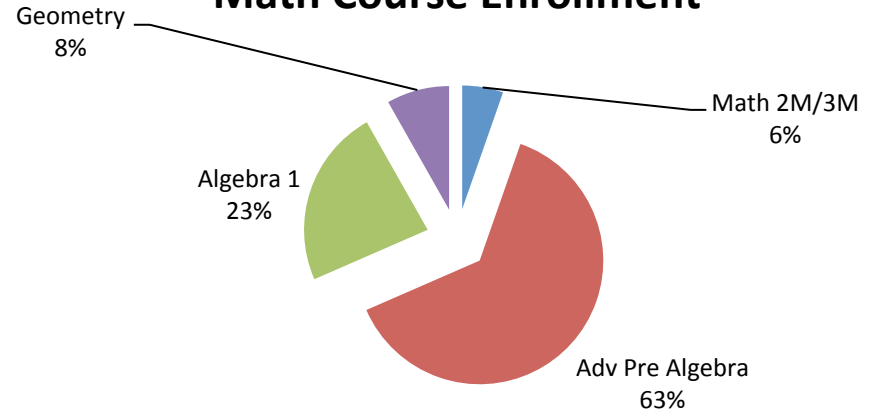
Ave. Neg. Growth= -3.66, Ave. Pos. Growth= 7.25



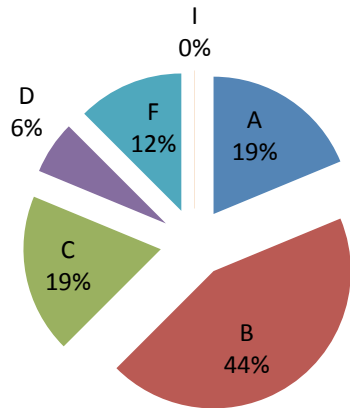
### Migrant (8th graders) Math Course Enrollment



### Non-Migrant (8th graders) Math Course Enrollment



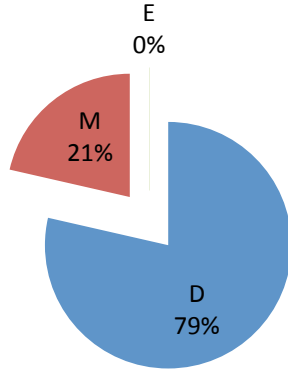
### Migrant (8th graders) Math Quarter 1 Grades



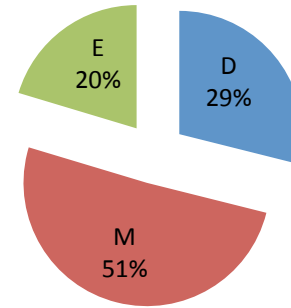
### Non-Migrant (8th graders) Math Quarter 1 Grades



### Migrant (7th graders) 6th grade Reading OAKS

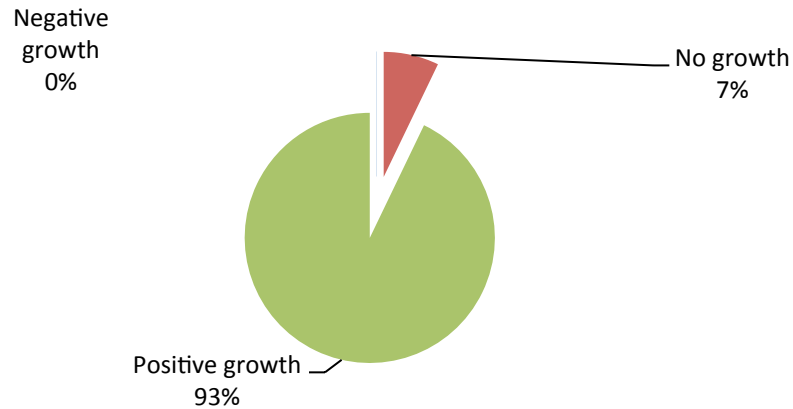


### Non-Migrant (7th graders) 6th grade Reading OAKS



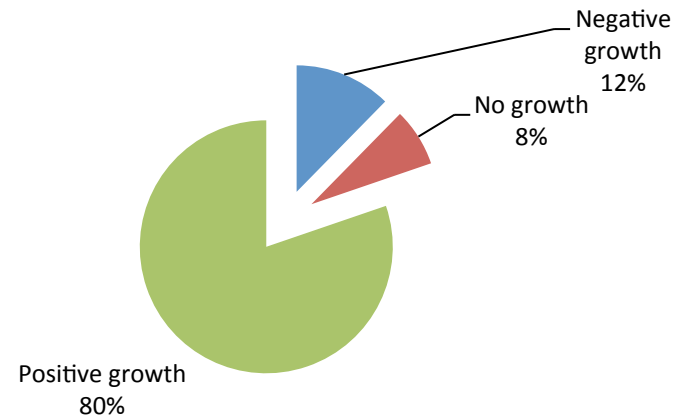
### Migrant (7th graders) 5th-6th grade Reading OAKS Growth

Ave. Pos. Growth= 7.3

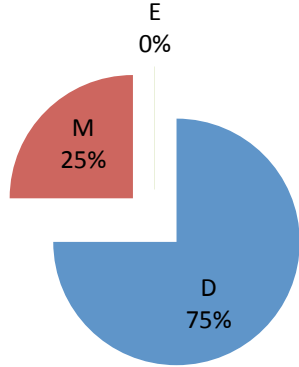


### Non-Migrant (7th graders) 5th-6th grade Reading OAKS Growth

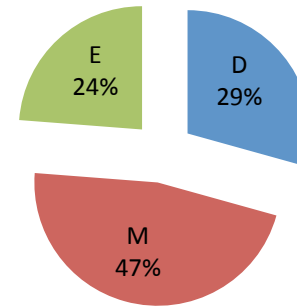
Ave. Neg. Growth= -2.875, Ave. Pos. Growth= 7



### Migrant (8th graders) 7th grade Reading OAKS

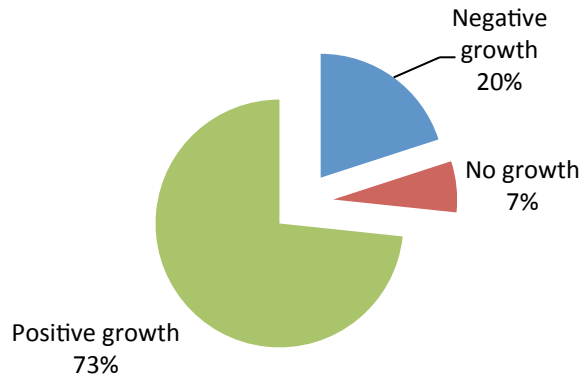


### Non-Migrant (8th graders) 7th grade Reading OAKS



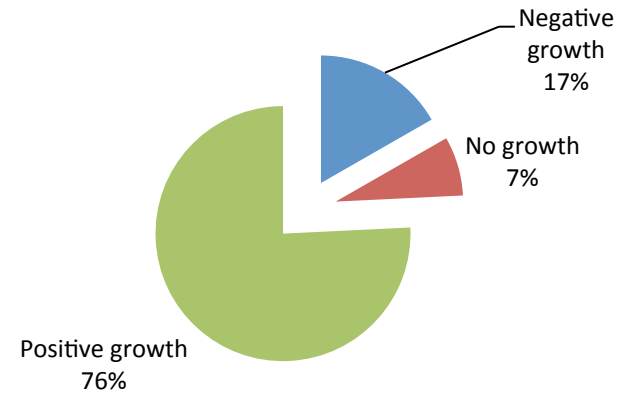
### Migrant (8th graders) 6th-7th grade Reading OAKS Growth

Ave. Neg. Growth= -1.67, Ave. Pos. Growth= 5.8

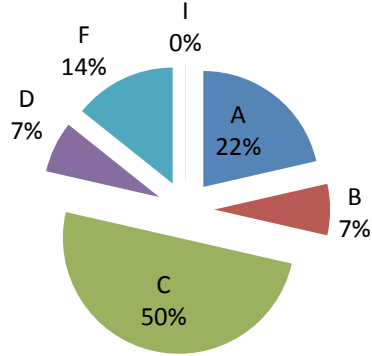


### Non-Migrant (8th graders) 6th-7th grade Reading OAKS Growth

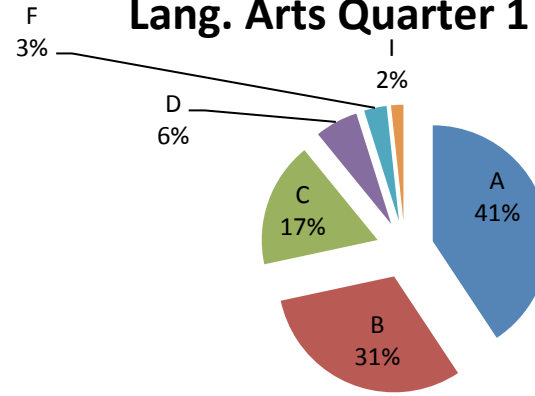
Ave. Neg. Growth= -3.4, Ave. Pos. Growth= 7.16



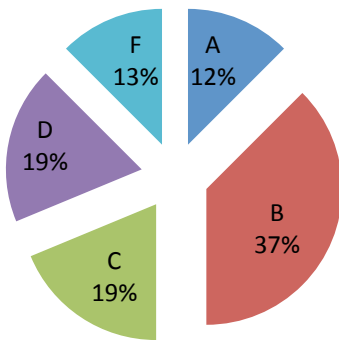
**Migrant (7th graders)  
Lang. Arts Quarter 1 Grades**



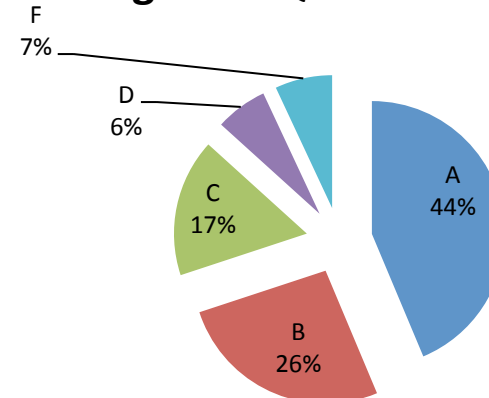
**Non-Migrant (7th graders)  
Lang. Arts Quarter 1 Grades**



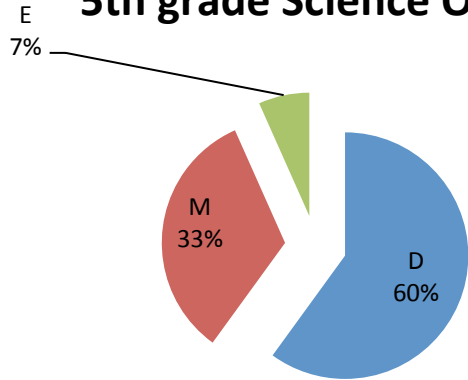
**Migrant (8th graders)  
Lang. Arts Quarter 1 Grades**



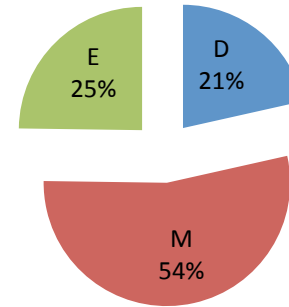
**Non-Migrant (8th graders)  
Lang. Arts Quarter 1 Grades**



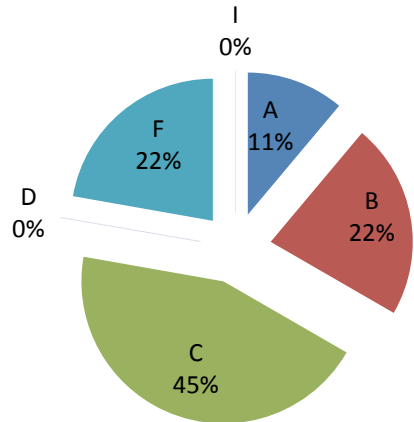
### Migrant (7th graders) 5th grade Science OAKS



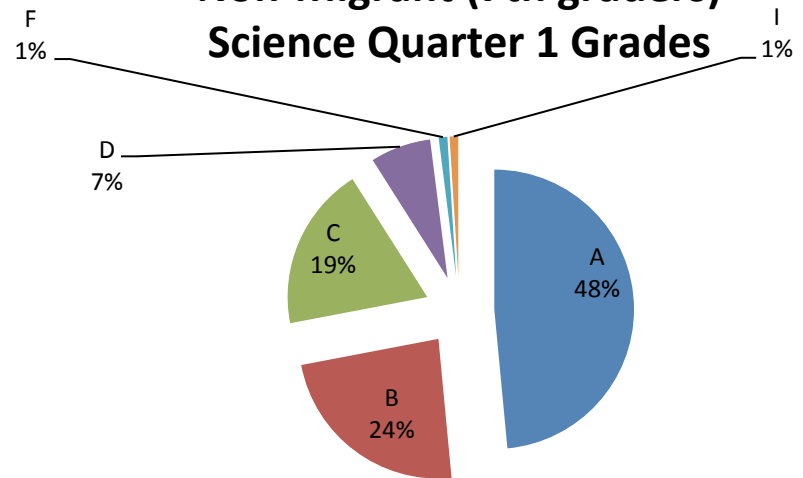
### Non-Migrant (7th graders) 5th grade Science OAKS



### Migrant (7th graders) Science Quarter 1 Grades

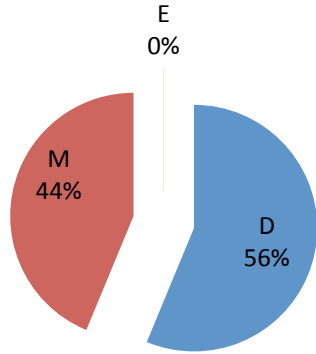


### Non-Migrant (7th graders) Science Quarter 1 Grades

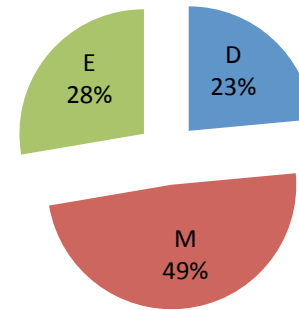




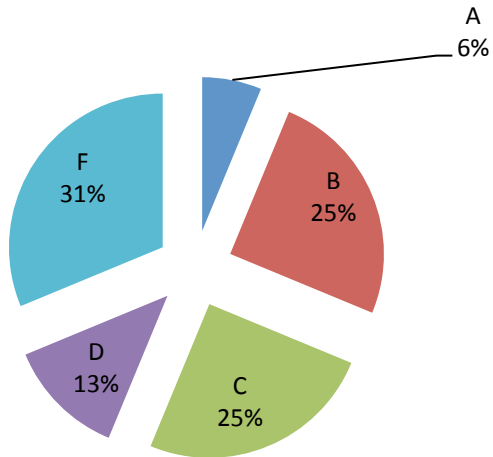
### Migrant (8th graders) 5th grade Science OAKS



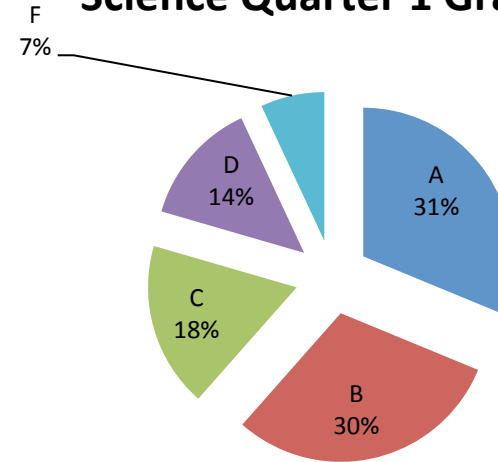
### Non-Migrant (8th graders) 5th grade Science OAKS



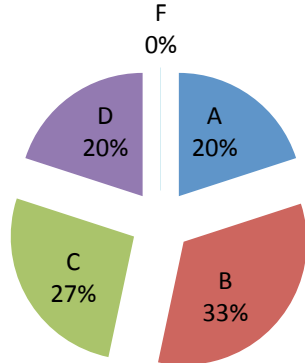
### Migrant (8th graders) Science Quarter 1 Grades



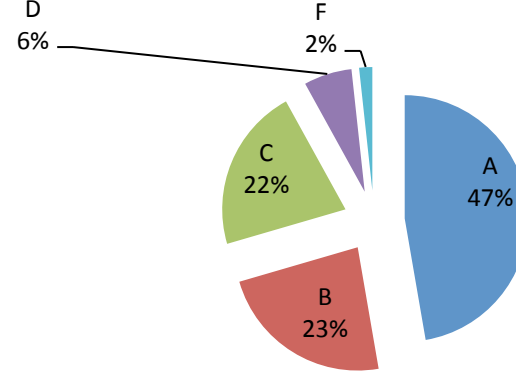
### Non-Migrant (8th graders) Science Quarter 1 Grades



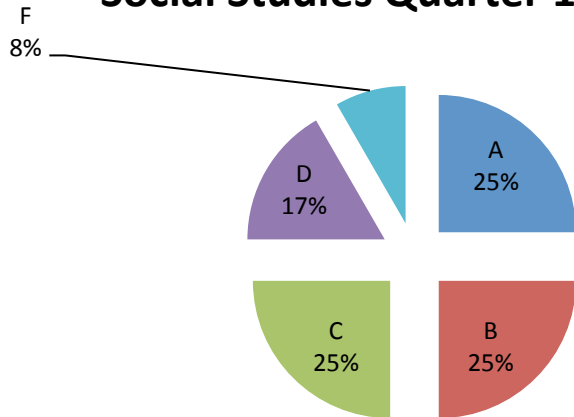
### Migrant (7th graders) Social Studies Quarter 1 Grades



### Non-Migrant (7th graders) Social Studies Quarter 1 Grades



### Migrant (8th graders) Social Studies Quarter 1 Grades



### Non-Migrant (8th graders) Social Studies Quarter 1 Grades

